
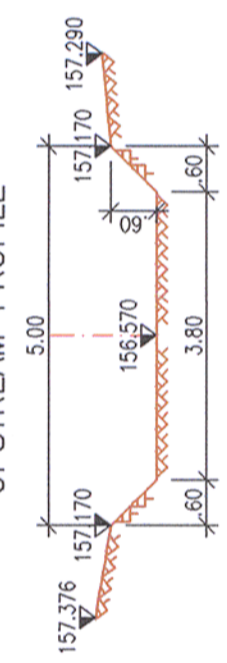


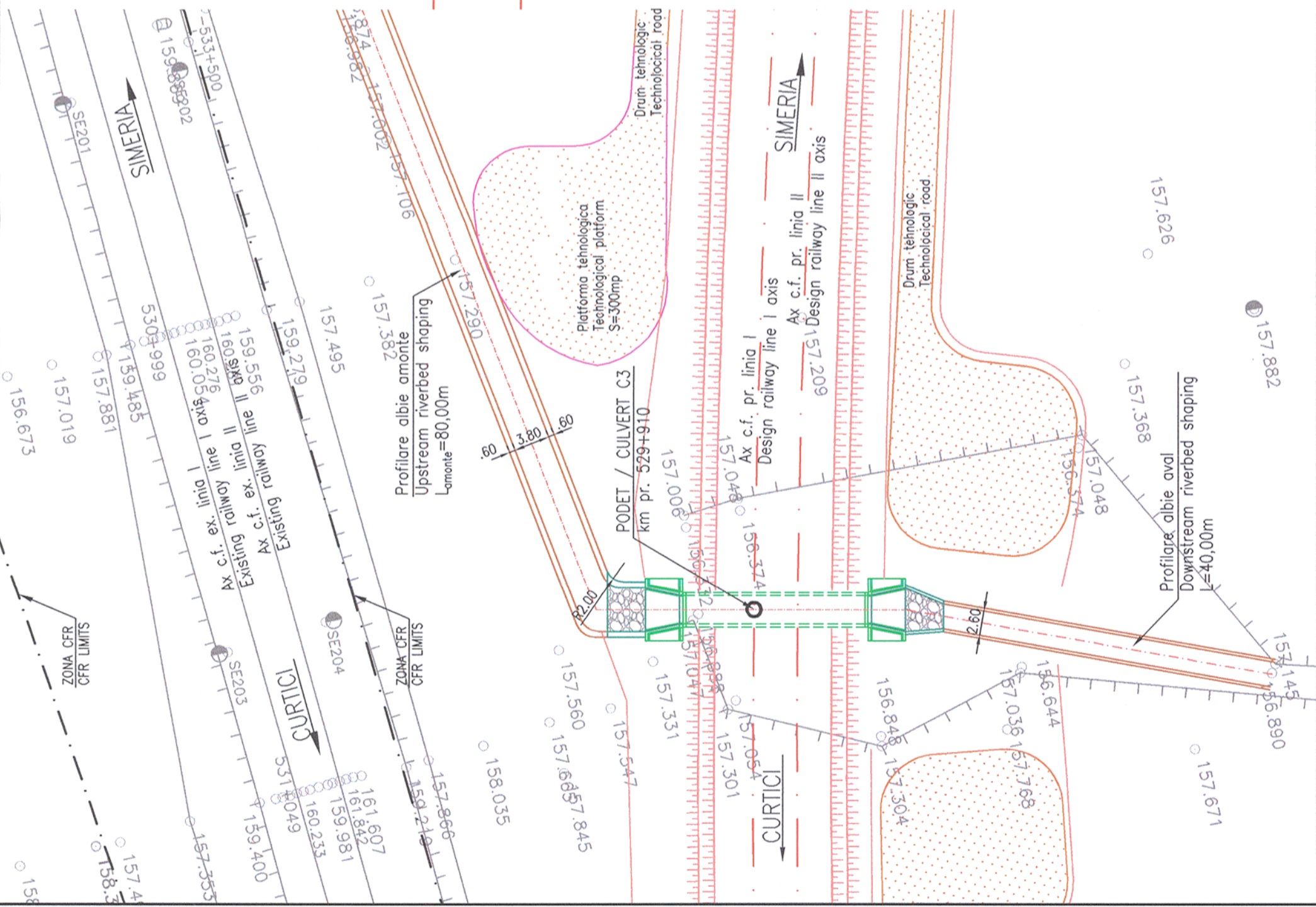
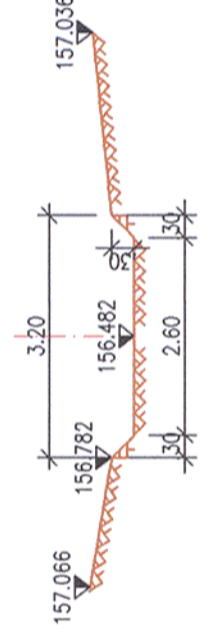
SCHITA DE TRASARE
ALIGNMENT SKETCH



PROFIL AMONTE
UPSTREAM PROFILE



PROFIL AVAL
DOWNSTREAM PROFILE



Prezentul plan anuleaza si inlocuieste versiunea anterioara
This plan cancels and replaces previous version

Verificator / Expert Checker / Expert	Cerinta Requirement	Semnatura Signature	Referat / Expertiza Report / Expertise
BENEFICIAR / BENEFICIARY: COMPANIA NAȚIONALĂ DE CĂI FERATE "CFR" SA			
PROIECTANT / DESIGNER: 			
Aprobat Approved	Sef de echipa Team leader	C. Teodorescu	Data Date
Verificat Checked	Expert Cheie Key Expert	R. Tudorascu	01.2013
Subcontractant / Subcontractor 			
Aprobat Approved	Adjunct Sef de echipa Deputy Team leader	A.M. Baicu	01.2013
Proiectat Designed	Inginer Engineer	T. Mihali	01.2013
"Reabilitarea liniei c.f. Frontieră - Curtici - Simeria, parte componentă a coridorului IV Pan - European pentru circulația trenurilor cu viteză maximă de 160 km/h" Tronsonul 2-C : cap Y Ilteu - cap Y Gurasada		Project 9i 35311.1	
"Rehabilitation of the Railway Line Border - Curtici - Simeria, component Part of the IV Pan - European Corridor for the Trains Circulation with maximum speed of 160 km/h" Section 2-C : end Y Ilteu - end Y Gurasada		Faza / Phase: PTH+CS / TD+TS	
Denumire desen / Drawing name: PLAN DE SITUATIE / SITE PLAN PODET / CULVERT KM pr. 529+910			
Scara / Scale 1:100	Revizia / Revision 1 / 04.2013	Cod desen / Drawing Code PT.02.02.17.PO.22.02	Nr / No 02